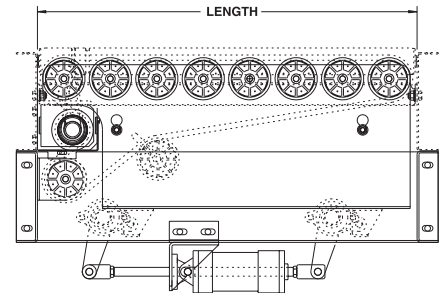
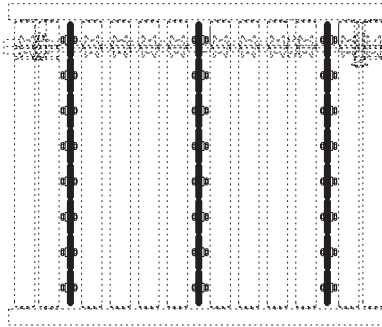
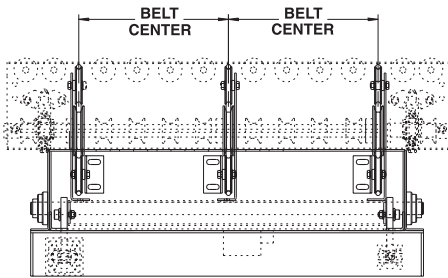


# MODEL RBT3 3-STRAND 90° ROUND BELT TRANSFER



Model RBT3 provides an excellent method of transferring up to 100# product at 90° intervals. And, no drive is necessary when mounted into Roach line shaft driven conveyor. Each unit shown mounted in optional line shaft driven conveyor. Model at right includes optional frame cut-outs and blue paint.



## SPECIFICATIONS

- TRANSFER ARM: 10 ga. formed channel.
- TRANSFER BELT: 3/8" dia. round poly-urethane belt.
- LENGTHS: Transfer designed to mount in 796LS line shaft conveyors 15"-39" BF.
- BELT CENTERS: 12"
- ONE DIRECTION FLOW: Transfers product in one direction.
- TAKE-UP: Adjustable sheaves provides take-up of transfer belt.
- BEARINGS: Heavy duty, lubricated, ball bearing units with cast iron housings.
- BELT SPEED: Driven at 150% of speed as powered section transfer is mounted in.
- LIFT: 3/4" positive lift.
- MOTOR DRIVE: Optional.
- CAPACITY: 100 lbs.

- AIR CONTROLS: Air cylinder with single solenoid valve. (60-80 PSI required)
- FLOOR SUPPORTS: Transfer is designed to attach to 796LS/738LS conveyors w/ mounting hardware integral feature of transfer.
- NOTE: Specify twist (clockwise or counter clockwise) for drive bands on line shaft conveyor (model LS or LSA) that transfer mounts in. Consult factory.

BF	WT. (lbs.)	BF	WT. (lbs.)
15"	149	33"	186
21"	165	39"	204

## OPTIONAL EQUIPMENT

- STRANDS: 2 and 4
- BELT CENTER: 18" and 24" with 4" centerline minimum.
- MOTOR DRIVE: 1/2 HP, 230/460/3, 60 cycle, ODP right angle gear motor. Other HP and characteristics available such as TEFC, explosion proof, dirty duty, brake motor, 115/230/1, 575/3.
- DIRECTION OF FLOW: Reversible.
- BELT SPEED: For some speed changes an optional drive may be required. Consult factory.



■ 3 week shipment