

TECHNICAL CURVES AND SPURS

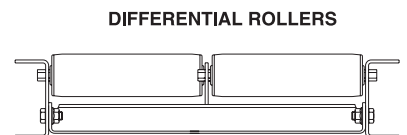
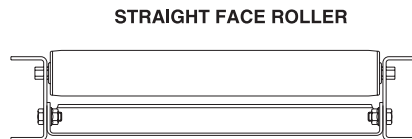
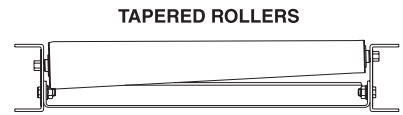
GENERAL

STRAIGHT FACE ROLLERS are recommended where packages of uniform size are conveyed and rubbing against guards is not objectionable.

DIFFERENTIAL ROLLERS offer reduced package swerve. Package travels more easily. Guard rails should be used.

TAPERED ROLLERS are recommended above all others because of their improved carrying surface. They hold the package in relatively the same position through the entire curve.

NOTE: Orientation of product may be affected because of straight rollers in curve. If orientation of product must be maintained, a tapered roller curve should be used. Consult factory.



PACKAGE LENGTH	PACKAGE WIDTH 4"	PACKAGE WIDTH 8"	PACKAGE WIDTH 12"	PACKAGE WIDTH 16"	PACKAGE WIDTH 20"	PACKAGE WIDTH 24"	PACKAGE WIDTH 28"	PACKAGE WIDTH 32"	PACKAGE WIDTH 36"
4"	6	10	14	18	22	26	30	34	38
8"	6	10	14	18	22	26	30	34	38
12"	7	10	14	18	22	26	30	34	38
16"	8	11	15	19	22	26	30	34	38
20"	9	12	15	19	23	27	30	34	38
24"	10	12	16	20	23	27	31	34	38
28"	11	13	17	20	24	28	31	35	39
32"	-	14	18	21	25	29	31	35	39
36"	-	-	-	-	-	-	32	36	40
40"	-	-	-	-	-	-	32	36	40
44"	-	-	-	-	-	-	33	37	41
48"	-	-	-	-	-	-	33	37	41
52"	-	-	-	-	-	-	34	38	42

To determine width needed, use formula shown below, or convenient table at left.

CURVE WIDTH FORMULA

$$\begin{aligned}
 &+ (\text{Inside Radius} + \text{Package Width})^2 \\
 &+ (\text{Package Length} \div 2)^2 \\
 &= \text{Subtotal} \\
 &\sqrt{\text{Subtotal}} \\
 &- \text{Inside Radius} \\
 &+ 2" \\
 &= \text{Width in Curve (BF)}
 \end{aligned}$$

NOTE: Length of package must not exceed length of inside radius.

DETERMINING HAND OF SPUR

When placing an order for any spur, hand of spur must be determined and specified. The drawing at right illustrates both left hand and right hand spurs. It is acceptable to converge at either 30° or 45°. However, on diverging spurs, it is most desirable to divert at 30°.

